

Back to School Night
Welcome to 1st
Grade!

Timber Lane Elementary School





Meet the Team





Mrs. Lentz
1st Grade Teacher



Mrs. Teixeira
1st Grade Teacher



Ms. O'Donnell
1st Grade Teacher



Ms. Biliter
1st Grade Teacher



Mrs. Grabel
AAP Teacher



Ms. Yenouskas
SPED Teacher



Mrs. Lanzaro
Math Coach



Mrs. Smith
ESOL Teacher

Our School Vision Statement

By providing an inclusive learning environment that embraces the contributions of each child, we will create a community of empowered lifelong learners and critical thinkers

Our School Beliefs

- We commit to building supportive partnerships with families and the community
- We believe all students are capable of meeting high expectations.
- We guarantee access to meaningful and rigorous learning experiences for all.
- We will foster a love of learning and an awareness of self/others.
- We will guarantee access to a safe and welcoming community that values relationships and students' strengths/identities.
- We will provide responsive instruction to meet students where they are both socially-emotionally and academically.

The background features abstract, organic shapes in shades of yellow, orange, and pink. A large white shape on the right side contains the text. A solid yellow circle is located in the bottom right corner.

Portrait of a Graduate



Communicator



Collaborator



Ethical and
Global Citizen



Creative and
Critical Thinker





Goal-Directed
and Resilient
Individual



Portrait of a Graduate

All classrooms will choose 2 attributes to focus on this year.





TIMBERLANE ELEMENTARY SCHOOL



PORTRAIT OF A GRADUATE

Skills for success, today, tomorrow and in the future!



In all school subjects...



At home, in the community and with hobbies and interests...



In future careers, passions and relationships!

WE ARE COMMUNICATORS:




I speak so others can understand me.

I write to share my ideas.

Portfolios

Students will create a portfolio of work showing growth over the course of the year.



The background features abstract, organic shapes in shades of yellow, orange, and pink. A large yellow shape is on the left, with orange and pink shapes overlapping it and extending towards the right. The word "Attendance" is written in a bold, teal, rounded font in the center-right area.

Attendance

A solid yellow circle is located in the bottom right corner of the page.

Student Attendance

Attendance is taken each day at approximately 9:00 am.

School begins at 8:50 and ends at 3:35.

Learning begins right away, so it is important to arrive on time!

Please call the attendance line (703) 206-5331 each day your child will be absent, tardy, or leaving early.

Every hour counts! If your student has an appointment for part of the day, we will work with you to arrange for a late arrival or early dismissal. **Please plan to send your student to school for any part of the day they can attend.**



#Schooleveryday

This year Timber Lane has a goal to decrease absences for any reason. Absences impact:

- ❑ Learning
- ❑ Sense of belonging
- ❑ Achievement

Last year, about 16% of our TLES students missed 18 days or more.

There are many reasons daily attendance may be a challenge and we are here to help! Please reach out to us if you are experiencing difficulties getting your child to school. We will work with you to help move us towards our goal of **#Schooleveryday!**

Absences **ADD UP**

ELEMENTARY SCHOOL

MISSING

18 DAYS IN A
SCHOOL YEAR

or **2** DAYS EVERY
MONTH

EQUALS:

- ↓ LOWER TEST SCORES
- RETENTION IN LATER GRADES

*used with permission of Attendance Works.

When Students Are Sick

Protocols have been updated since the height of the pandemic. Students with a light cough, runny nose, or stomach ache **should** come to school. Students will no longer be sent home for these symptoms alone.



Send to school:

- Light cough, sneezing, runny nose
- Mild stomach ache
- Was sick but now fever-free for 24 hours




Keep at Home:

- Fever
- Vomiting or diarrhea
- Severe illness

The background features abstract, organic shapes in shades of yellow, orange, and pink. A large yellow shape is on the left, with a pink shape overlapping it from the top. An orange shape is in the top right corner. The word "Schedule" is centered in a teal, rounded font.

Schedule



8:40	Arrival & Morning Play
9:00 - 9:30	Morning Meeting
9:30 - 10:45	Math
10:45 - 11:15	Lunch
11:15 - 11:45	Recess
11:45 - 1:30	Language Arts (Word Study, Reading and Writing)
1:30 - 2:30	Specials
2:35 - 2:45	Snack
2:45 - 3:15	Read Aloud
3:15 - 3:30	Content
3:35	Dismissal

Library 

P.E. 

Guidance 

Art 

MUSIC 

The background features abstract, organic shapes in shades of yellow, orange, and red. A large teal circle is positioned in the bottom right corner. The word "Technology" is written in a bold, teal, rounded font, centered on the right side of the image.

Technology



ST Math



Lexia

Teachers will provide you with login information to access all of technology programs that support learning in our classroom.

The background features abstract, organic shapes in shades of yellow, orange, and red. A large yellow shape is on the left, with orange and red shapes overlapping it and extending towards the right. The word "Curriculum" is written in a teal, rounded font on the right side of the image. A solid yellow circle is located in the bottom right corner.

Curriculum

Mathematics

- ★ Counting
- ★ Two-Digit Place Value
- ★ Comparing and Ordering Numbers
- ★ Patterns
- ★ Estimation
- ★ Addition and Subtraction with Numbers through 20
- ★ Equality
- ★ Fraction Number Sense
- ★ Counting Coins
- ★ Two-Dimensional Shapes
- ★ Measuring Length, Weight, and Volume
- ★ Time and Calendar
- ★ Tables and Picture and Object Graphs

Reading

- ★ Character Development
- ★ Nonfiction
- ★ Poetry
- ★ Dramatic Storytelling
- ★ Book Clubs: Deepening Understanding
- ★ Research Skills within Science and Social Studies Content
- ★ Learning About Print

Year at a Glance

Writing

- ★ Developing a Writing Process
- ★ Personal Narratives
- ★ Informational Writing
- ★ Poetry
- ★ Opinion Writing (Persuasion)
- ★ Realistic Fiction
- ★ Research-Writing Cycle

Science

- ★ Scientific Investigation
- ★ Characteristics of Animals and Plants
- ★ Basic Needs of Plants and Animals
- ★ Weather
- ★ Daily and Seasonal Changes
- ★ Motion and Sound
- ★ Natural Resources
- ★ Conservation

Word Study

- ★ Initial and Final Blends
- ★ Inflectional Endings
- ★ Open and Closed Syllables
- ★ Long Vowel Patterns
- ★ Contractions
- ★ Possessives
- ★ R-Controlled Vowels

Social Studies

- ★ Rights and Responsibilities
- ★ Citizenship
- ★ Being a Virginian and Being an American
- ★ State and Local Government
- ★ Making Contributions
- ★ Economics: Goods, Services, Producers, and Consumers
- ★ Geography and Map Skills
- ★ The First Virginians and Influential Virginians



Advanced Academics





Advanced Academics

All families are invited to attend the following information sessions:

Introduction to AAP & the Continuum of Services Information Night

September 27th at 6pm in the cafeteria

Understanding the Full-Time AAP Screening Process Information Night

October 4th at 6pm in the cafeteria

Reach out to AART, **Alyssa Grabel** at angrabel@fcps.edu with any questions.



Report Cards



Elementary Progress Report Marks

4	Shows consistent mastery and independence
3	Usually
2	Sometimes
1	Seldom

Elementary Progress Report

- Achievement Grade
- Effort Grade
- Life, Work & Citizenship

Balanced Assessment Approach

- Observations
- Tests
- Performance Tasks

The background features abstract, organic shapes in shades of yellow, orange, and pink. A large yellow shape is on the left, with orange and pink shapes overlapping it and extending towards the right. The text is centered over these shapes.

Communication and Home Support

A solid yellow circle is located in the bottom right corner of the page.

Wednesday folder

1ST GRADE NEWSLETTER

WEEK OF: August 29 - September 2

WE ARE LEARNING

Math: Forward counting and writing numbers 0-30

Reading: How to buddy read

Writing: Writing and drawing a story; going back to add more words and pictures independently

Word Study: CVC words with short "a" vowel

Content: Student Rights and Responsibilities and Digital Citizenship.

WORDS TO PRACTICE

the
I sit on **the** bench.

REMINDERS & IMPORTANT DATES

Please send your child to school each day with a small snack and water bottle.

Labor Day Break (No School): 9/2 - 9/5
Virtual Back to School Night: 9/8

Fat Cat

"Come, look at the fat cat", I said.
The man said, "I see! He is so fat!"
The cat ran and said, "No, no, no!"
"It is not a fat cat!", we said
It is a fat rat!
The man said, "Go, go, go!"
We ran.

****Please look through the folder each Wednesday and return to school the following day.****



Our main form of communication home will be through Talking Points.

This is an easy way for teachers to send out whole class announcements and to send quick notes to individual families.

We also love to talk to our families and will also telephone to discuss specific student needs and/or issues.

Home support

Please support your child with reading independently or with you every day at home!

Encourage your child to count and practice math facts at home.



Prompts for Math

Hundreds Chart

1	2	3	4	5	6	7	8	9	10
11	12	13	14	15	16	17	18	19	20
21	22	23	24	25	26	27	28	29	30
31	32	33	34	35	36	37	38	39	40
41	42	43	44	45	46	47	48	49	50
51	52	53	54	55	56	57	58	59	60
61	62	63	64	65	66	67	68	69	70
71	72	73	74	75	76	77	78	79	80
81	82	83	84	85	86	87	88	89	90
91	92	93	94	95	96	97	98	99	100

- ★ Is there a tool that can help you?
- ★ What are you trying to do?
- ★ Try another strategy

Prompts for Writing

- ★ Think of the beginning, middle, and end of your story
- ★ Picture it like a movie
- ★ Say the word slowly, what do you hear?

Prompts for Reading


- ★ Point to the words as you read
- ★ What could you try?
- ★ Get a running start
- ★ Does that look like a word you know?
- ★ Try it part by part



Say the first sound

Look at ALL the parts of the word.

play s



The background features abstract, organic shapes in shades of yellow, orange, and red. A large yellow shape is on the left, with orange and red shapes overlapping it and extending towards the right. The word "Tidbits" is centered in a teal font.

Tidbits

A solid yellow circle is located in the bottom right corner of the page.

Breakfast

- ★ Students can buy a breakfast each morning from the cafeteria. Breakfast will be eaten in the classroom before school starts.
- ★ Breakfasts from home should be eaten at home.

Lunch

- ★ Students can bring a lunch from home or buy from the cafeteria.
- ★ Please be sure your student knows their lunch pin.

Snacks

- ★ Some examples of preferred ***small*** snack choices:
 - **Fresh fruit and vegetables**
 - **Granola bar**
 - **Cheese stick**
 - **Crackers/Goldfish/Pretzels**
 - **Yogurt in a tube**

Birthdays

- ★ If your child is bringing birthday party invites to school, please ensure there is an invite for each child in the class.
- ★ Please feel free to send in a store-bought, nut-free, individual serving size treat to celebrate your child's birthday!

Clothes

- ★ Please send your child to school with an extra pair of clothes to keep in their backpack (shirt, pants, underwear).
- ★ Send your child to school with a water bottle each day.

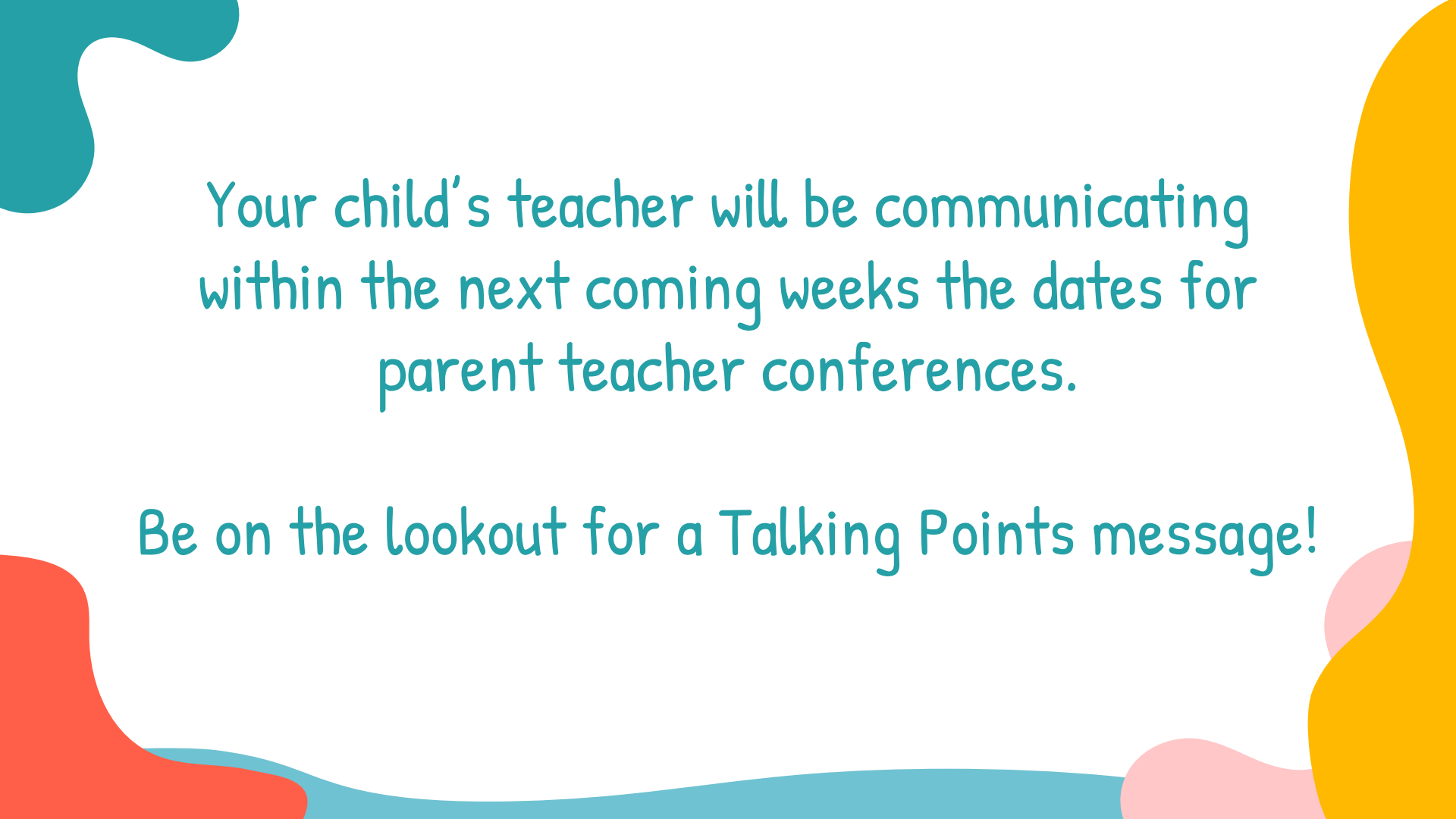
Toys

- ★ Please remind your child to leave their toys at home, so that we may focus on learning together at school.




Parent Teacher Conferences





Your child's teacher will be communicating within the next coming weeks the dates for parent teacher conferences.

Be on the lookout for a Talking Points message!




You are welcome to
visit your student's
classroom until
5:45!

Texeira: room 30

Lentz: room 29

Biliter: room 23

O'Donnell: room 22



You are welcome to
visit your student's
classroom until
6:45!

Texeira: room 30

Lentz: room 29

Biliter: room 23

O'Donnell: room 22

Thank You!

We are looking forward to a great year with our students. Thank you in advance for your support!

